


Grade 10 ELA



Prioritized Standards and Instructional
Units for 21-22

10th Grade Reading and Writing

Bundle 1: Analyzing Text Across Genres

Pacing Guide: Block Schools: 5 Weeks Semester: 10 Weeks

**** This unit is designed to build the foundational skills necessary for students to demonstrate the ability to determine the central ideas found in a text, cite relevant textual evidence to support analysis, and understand the use of word choice and meaning of words used in a text.**

**** Priority standards will be *summatively assessed*. All supporting standards are to be *formatively assessed*, driving reteaching and instructional adjustments to meet the needs of all students.**


MULTIDIMENSIONALITY -

Green (italic) = Comprehension **Purple (bold) = Analysis** **MAROON (CAPS) = CONTENT**

			Priority Standard
RL.8.1	<u>RL.9-10.1</u>	RL.11-12.1	
Cite relevant textual evidence to support analysis of what the text says explicitly as well as inferences drawn from the text.	CITE RELEVANT AND THOROUGH TEXTUAL EVIDENCE to support analysis of <i>what the text says explicitly</i> as well as inferences drawn from the text.	Cite relevant and thorough textual evidence to support analysis of what the text says explicitly as well as inferences drawn from the text	
			Priority Standard
RL.8.4	RL.9-10.4	RL.11-12.4	
Determine the meaning of words and phrases as they are used in a text, including figurative and connotative meanings; analyze the impact of specific word choices on meaning and tone, including but not limited to analogies or allusions to other texts.	<i>Determine the meaning of words and phrases</i> as they are used in the text, including figurative and connotative meanings; analyze the cumulative impact of specific WORD CHOICES on meaning and TONE , including but not limited to ANALOGIES or ALLUSIONS or other texts.	Determine the meaning of words and phrases as they are used in the text, including figurative and connotative meanings; analyze the cumulative impact of specific word choices on meaning and tone and on the text as a whole.	

			Priority Standard
RI.8.1	RI.9-10.1	RI.11-12.1	
Cite relevant textual evidence to support analysis of what the text says explicitly as well as inferences drawn from the text.	CITE RELEVANT AND THOROUGH TEXTUAL EVIDENCE to support analysis of <i>what the text says explicitly</i> as well as inferences drawn from the text.	Cite relevant and thorough textual evidence to support analysis of what the text says explicitly as well as inferences drawn from the text	
			Priority Standard
RI.8.4	RI.9-10.4	RI.11-12.4	
Determine the meaning of words and phrases as they are used in text, including figurative, connotative and technical meanings; analyze the impact of specific word choices on meaning and tone	Determine the meaning of words and phrases as they are used in a text, including figurative, connotative and technical meanings; analyze the cumulative impact of specific WORD CHOICES on meaning and TONE.	Determine the meaning of words and phrases as they are used in a text, including figurative, connotative and technical meanings; analyze how an author uses and refines the meaning of a key term or terms over the course of a text.	
			Supporting Standard
RI.8.5	RI.9-10.5	RI.11-12.5	
Analyze in detail the structure of a specific paragraph in a text, including the role of particular sentences in developing and refining a key concept.	Analyze in detail how an author's IDEAS OR CLAIMS are developed and refined by <i>particular sentences, paragraphs or larger portions of a text.</i>	Analyze and evaluate the effectiveness of the structure an author uses in his or her exposition or argument.	
			Supporting Standard
RI.8.9	RI.9-10.9	RI.11-12.9	

<p>Analyze two or more texts with conflicting information on the same topic and identify where the texts disagree in fact or interpretation.</p>	<p>Analyze DOCUMENTS OF HISTORICAL AND LITERARY SIGNIFICANCE, including how they address related THEMES and concepts.</p>	<p>Analyze documents of historical and literary significance for their themes, purposes, and rhetorical features.</p>	
<p>C.8.1</p>	<p>C.9-10.1</p>	<p>C.11-12.1</p>	<p>Priority Standard</p>
<p>Compose arguments to support claims with clear reasons and relevant evidence.</p> <p>a. Produce clear and coherent writing in which the development, organization and style are appropriate to task, purpose and audience.</p> <p>b. Introduce claim(s), acknowledge and distinguish opposing claim(s) and counter/refute them, and organize the reasons and evidence logically.</p> <p>c. Support claim(s) with logical reasoning and relevant evidence, using accurate, credible sources and demonstrating an understanding of the topic or text.</p> <p>d. Use transitions to create cohesion and clarify the relationships among claim (s), counterclaims, reasons and evidence.</p> <p>e. Establish and maintain a task</p>	<p>Compose ARGUMENTS to support claims in an analysis of substantive topics or texts, using valid reasoning and relevant and sufficient evidence.</p> <p>a. Produce clear and coherent writing in which the development, organization and style are appropriate to task, purpose and audience.</p> <p>b. Introduce precise claim(s), distinguish the claim(s) from alternate or opposing claims, and create an organization that establishes clear relationships among claim(s), counterclaims, reasons and evidence.</p> <p>c. Develop claim(s) and counterclaims fairly, supplying evidence for each while pointing out the strengths and limitations of both in a manner that anticipates the audience's knowledge level and concerns.</p> <p><i>d. Link the major sections of the</i></p>	<p>Compose arguments to support claims in an analysis of substantive topics or texts, using valid reasoning and relevant and sufficient evidence.</p> <p>a. Produce clear and coherent writing in which the development, organization and style are appropriate to task, purpose and audience.</p> <p>b. Introduce precise, knowledgeable claim(s), establish the significance of the claim(s), distinguish the claim(s) from alternate or opposing claims, and create an organization that logically sequences claim (s), counterclaims, reasons, and evidence.</p> <p>c. Develop claim(s) and opposing claims fairly and thoroughly, supplying the most relevant evidence for each while pointing out the strengths and limitations of both in a manner that</p>	

<p>appropriate writing style. f. Provide a concluding statement or section that supports the argument presented.</p> <p>g. With some guidance, develop and strengthen writing as needed by planning, revising, editing, rewriting or trying a new approach, focusing on how well purpose and audience have been addressed.</p>	<p><i>text cohesively and clarify the relationships among claims(s), counterclaims, reasons and evidence.</i></p> <p>e. Establish and maintain a task appropriate writing style.</p> <p>f. Provide a concluding statement or section that follows from and supports the argument presented.</p> <p>g. Develop and strengthen writing as needed by planning, revising, editing, rewriting or trying a new approach, focusing on addressing what is most significant for a specific purpose and audience.</p>	<p>anticipates the audience's knowledge level, concerns, values and possible biases.</p> <p>d. Use words, phrases, and clauses as well as varied syntax to link the major sections of the text, create cohesion and clarify the relationships between claim (s) and reasons, between reasons and evidence and between claim(s) and opposing claims.</p> <p>e. Establish and maintain a task appropriate writing style.</p> <p>f. Provide a concluding statement or section that follows from and supports the argument presented.</p> <p>g. Develop and strengthen writing as needed by planning, revising, editing, rewriting or trying a new approach, focusing on addressing what is most significant for a specific purpose and audience.</p>	
<p>C.8.3</p> <p>Use narratives strategically in other modes of writing, utilizing effective technique, well-chosen details and well-structured sequences for an intended purpose.</p> <p>a. Produce clear and coherent writing in which the development, organization and</p>	<p>C.9-10.3</p> <p>Use NARRATIVES strategically in other modes of writing, utilizing effective technique, well-chosen details and well-structured sequences for an intended purpose, including but not limited to introducing an idea and/or supporting a claim.</p>	<p>C.11-12.3</p> <p>Use narratives strategically in other modes of writing utilizing effective technique, well-chosen details and well-structured sequences for an intended purpose, including but not limited to introducing an issue and/or supporting a claim.</p> <p>a. Produce clear and coherent</p>	

style are appropriate to task, purpose and audience.

b. Engage the reader by setting up a problem, situation or observation, establishing a point of view and introducing a narrator and/or characters; create a smooth progression of experiences or events.

c. Use narrative techniques, such as dialogue, pacing, description and reflection, to develop experiences, events and/or characters

d. Use a variety of transitions to convey sequence, signal shifts from one time frame or setting to another and show the relationships among experiences and events.

e. Use precise words and phrases, relevant descriptive details and sensory language to capture the action and convey experiences and events.

f. Provide a conclusion that connects the narrative's relevance to the intended purpose of the writing.

g. With guidance, develop and strengthen writing as needed by planning, revising, editing, rewriting or trying a new approach.

a. Produce clear and coherent writing in which the development, organization and style *are appropriate to task, purpose and audience.*

b. Engage and orient the reader by setting up a problem, situation or observation, establishing one or multiple point(s) of view, and introducing a narrator and/or characters; create a smooth progression of experiences or events.

c. Use narrative techniques, such as dialogue, pacing, description, reflection, and multiple plot lines, to develop experiences, events and/or characters.

d. Use a variety of techniques to sequence events so that they build on one another to create a coherent whole.

e. Use precise words and phrases, telling details and sensory language **to convey a vivid picture** *of the experiences, events, setting and/or characters.*

f. Provide a conclusion that explicitly connects the narrative's relevance to the intended purpose of the writing.

g. Develop and strengthen writing as needed by planning, revising, editing, rewriting or trying a new approach,

writing in which the development, organization and style are appropriate to task, purpose and audience.

b. Engage and orient the reader by setting up a problem, situation or observation and its significance, establishing one or multiple point(s) of view and introducing a narrator and/or characters; create a smooth progression of experiences or events.

c. Use narrative techniques, such as dialogue, pacing, description, reflection and multiple plot lines, to develop experiences, events, and/or characters.

d. Use a variety of techniques to sequence events so that they build on one another to create a coherent whole and build toward a particular tone and outcome.

e. Use precise words and phrases, telling details and sensory language to convey a vivid picture of the experiences, events, setting and/or characters.

f. Provide a conclusion that explicitly connects the narrative's relevance to the intended purpose of the writing.

g. Develop and strengthen writing as needed by planning, revising, editing, rewriting or trying a new approach, focusing on addressing what is most significant for a specific purpose and audience

	focusing on addressing what is most significant for a specific purpose and audience.		
			Supporting Standard
C.8.4	C.9-10.4	C.11-12.4	
Use digital resources to create and publish products as well as to interact and collaborate with others; cite sources using MLA or APA format.	<i>Use DIGITAL RESOURCES to create, publish, and update individual or shared products, taking advantage of technology's capacity to link to other information and to display information flexibly and dynamically. Use a variety of formats to cite sources.</i>	Use digital resources to create, publish and update individual or shared products, taking advantage of technology capacity to link to other information and to display information flexibly and dynamically. Use a variety of formats to cite sources.	
			Supporting Standard
C.8.7	C.9-10.7	C.11-12.7	
Compose routinely over extended time frames and shorter time frames for a variety of tasks, purposes and audience.	Compose routinely over extended time frames and shorter time frames <i>for a variety of tasks, purposes and audiences</i>	Compose routinely over extended time frames and shorter time frames for a variety of tasks, purposes and audiences.	
			Supporting Standard
L.8.2	L.9-10.2	L.11-12.2	
When writing: a. Demonstrate appropriate use of punctuation to indicate a pause or break.	When writing: <i>a. Demonstrate appropriate use of a SEMICOLON WITH AND WITHOUT A CONJUNCTIVE</i>	When writing: a. Demonstrate command of the conventions of standard English capitalization, punctuation and	

<p>b. Demonstrate appropriate use of an e</p> <p>c. Demonstrate appropriate use of strategies and resources (print and electronic) to identify and correct spelling errors.</p>	<p>ADVERB TO LINK TWO OR MORE CLOSELY RELATED INDEPENDENT CLAUSES.</p> <p><i>b. Demonstrate appropriate use of a COLON TO INTRODUCE A LIST OR QUOTATION.</i></p> <p><i>c. Demonstrate appropriate use of strategies and resources (print and electronic) to identify and correct spelling errors.</i></p>	<p>spelling.</p>	<p>Supporting Standard</p>
<p>L.8.4</p>	<p>L.9-10.4</p>	<p>L.11-12.4</p>	
<p>Determine or clarify the meaning of unknown and multiple meaning words and phrases based on grade 8 reading and content, choosing flexibly from an array of strategies.</p> <p>a. Use context (e.g., the overall meaning of a sentence or paragraph; a word's position or function in a sentence) as a clue to the m</p> <p>b. Use Greek and Latin affixes and roots as clues to the meaning of a word.</p> <p>c. Consult print and digital reference materials to find the pronunciation and determine or clarify the precise meaning of key words and phrases.</p> <p>d. Acquire and use accurately grade-appropriate general academic and domain-specific words and phrases; gather</p>	<p><i>Determine or clarify the meaning of unknown and multiple-meaning words and phrases based on grades 9- 10 reading and content, choosing flexibly from an array of strategies.</i></p> <p>a. Use context (e.g., the overall meaning of a sentence, paragraph or text; a word's position or function in a sentence) as a clue to the meaning of a word or phrase.</p> <p><i>b. Identify and correctly use patterns of word changes that indicate different meanings or parts of speech.</i></p> <p><i>c. Consult general and specialized reference materials to find the pronunciation of a word or determine or clarify its precise meaning or its part of speech.</i></p>	<p>Determine or clarify the meaning of unknown and multiple-meaning words and phrases based on grades 11-12 reading and content, choosing flexibly from an array of strategies.</p> <p>a. Use context (e.g., the overall meaning of a sentence, paragraph, or text; a word's position or function in a sentence) as a clue to the meaning of a word or phrase.</p> <p>b. Identify and correctly use patterns of word changes that indicate different meanings or parts of speech.</p> <p>c. Consult general and specialized reference materials to find the pronunciation of a word or determine or clarify its precise meaning or its part of speech.</p>	

<p>vocabulary knowledge when considering a word or phrase important to comprehension or expression.</p>	<p>d. Acquire and use accurately general academic and domain-specific words and phrases, sufficient for reading, writing, speaking and listening in order to be transition ready; demonstrate independence in gathering vocabulary knowledge when considering a word or phrase important to comprehension or expression.</p>	<p>d. Acquire and use accurately general academic and domain specific words and phrases, sufficient for reading, writing, speaking, and listening in order to be transition ready; demonstrate independence in gathering vocabulary knowledge when considering a word or phrase important to comprehension or expression.</p>	
---	---	---	--

10th Grade Reading and Writing

Bundle 2: Literary Analysis

Pacing Guide: Block Schools: 8 Weeks Semester: 16 Weeks


**** This unit is designed to build the foundational skills necessary for students to demonstrate the ability to analyze an author's craft and style when reading a variety of literature.**

**** Priority standards will be *summatively assessed*. All supporting standards are to be *formatively assessed*, driving reteaching and instructional adjustments to meet the needs of all students.**

MULTIDIMENSIONALITY -

Green (italic) = Comprehension **Purple (bold) = Analysis** MAROON (CAPS) = CONTENT

			Priority Standard
RL.8.2	RL.9-10.2	RL.11-12.2	
Determine themes of a text and analyze how they are developed through relationships of characters, setting and plot, citing textual evidence, paraphrasing or summarizing.	Determine a THEME OR CENTRAL IDEA of a text and analyze in detail its development over the course of the text, including how it emerges and is shaped and refined by specific details.	Determine two or more themes or central ideas of a text and analyze their development over the course of the text, including how they interact and build on one another to produce a complex account.	Supporting Standard
RL.8.3	RL.9-10.3	RL.11-12.3	
Analyze how particular lines of dialogue or incidents in a story or drama propel the action, reveal aspects of a character, or provoke a decision.	Analyze how COMPLEX CHARACTERS develop over the course of a text, interact with other characters and advance the plot or develop themes.	Analyze the impact of the author's choices over the course of a text regarding how to develop and relate elements of a story or drama.	Priority Standard
RL.8.4	RL.9-10.4	RL.11-12.4	

<p>Determine the meaning of words and phrases as they are used in a text, including figurative and connotative meanings; analyze the impact of specific word choices on meaning and tone, including but not limited to analogies or allusions to other texts.</p>	<p><i>Determine the meaning of words and phrases</i> as they are used in the text, including figurative and connotative meanings; analyze the cumulative impact of specific WORD CHOICES on meaning and TONE, including but not limited to ANALOGIES or ALLUSIONS or other texts.</p>	<p>Determine the meaning of words and phrases as they are used in the text, including figurative and connotative meanings; analyze the cumulative impact of specific word choices on meaning and tone and on the text as a whole.</p>	
<p>RL.8.5</p>	<p>RL.9-10.5</p>	<p>RL.11-12.5</p>	<p>Supporting Standard</p>
<p>Compare/contrast the structure of two or more texts, and analyze how the differing structure of each text contributes to its meaning and style.</p>	<p>Analyze how an author's choices concerning <i>how to STRUCTURE A TEXT, ORDER EVENTS within it and MANIPULATE TIME</i> create such effects as mystery, tension or surprise.</p>	<p>Analyze how an author's choices concerning how to structure specific parts of a text contribute to its overall structure and meaning as well as its aesthetic impact.</p>	
<p>RL.8.6</p>	<p>RL.9-10.6</p>	<p>RL.11-12.6</p>	<p>Supporting Standard</p>
<p>Analyze characters' and readers' perspectives and how the differences create effects, including but not limited to suspense, humor and empathy</p>	<p>Analyze a particular author's PERSPECTIVE OR CULTURAL EXPERIENCE reflected in a work of literature <i>by drawing on a wide reading of world literature</i></p>	<p>Analyze how point of view and perspective are used to manipulate the reader for a specific purpose or effect, including but not limited to satire, sarcasm, irony and understatement</p>	

			Supporting Standard
RL.8.7	RL.9-10.7	RL.11-12.7	
Analyze the extent to which a filmed/live production of a story or drama stays faithful to or departs from the text or script, evaluating choices made by the director or actors.	Analyze the REPRESENTATION OF A SUBJECT OR A KEY SCENE IN TWO DIFFERENT ARTISTIC MEDIUMS, including what is emphasized or absent in each treatment.	Analyze diverse media interpretations of a story, drama or poem, evaluating how each version interprets the source text	
			Supporting Standard
RL.8.9	RL.9-10.9	RL.11-12.9	
Analyze how a modern work of fiction draws on themes, patterns of events or character types from myths, traditional stories or religious works, including describing how the material is rendered new.	Analyze how an author DRAWS ON AND TRANSFORMS SOURCE MATERIAL in a specific work.	Demonstrate knowledge of various time periods to analyze how two or more texts from the same period treat similar themes or topics.	
			Supporting Standard
RL.8.10	RL.9-10.10	RL.11-12.10	
By the end of the year, flexibly use a variety of comprehension strategies (i.e., questioning, monitoring, visualizing, inferencing, summarizing, synthesizing, using prior knowledge, determining importance) to read, comprehend and analyze grade level appropriate, complex informational texts independently and proficiently	By the end of the year, flexibly use a variety of comprehension strategies (i.e., questioning, monitoring, visualizing, inferencing, summarizing, synthesizing, using prior knowledge, determining importance) to read, comprehend, and analyze GRADE-LEVEL APPROPRIATE, COMPLEX INFORMATIONAL TEXTS	By the end of the year, flexibly use a variety of comprehension strategies (i.e., questioning, monitoring, visualizing, inferencing, summarizing, using prior knowledge, determining importance) to read, comprehend and analyze grade-level appropriate, complex informational texts independently and proficiently.	

independently and proficiently.

Priority Standard

C.8.2

Compose informative and/or explanatory texts to examine a topic and convey ideas, concepts, and information through the selection, organization, and analysis of relevant content.

- Produce clear and coherent writing in which the development, organization and style are appropriate to task, purpose and audience.
- Introduce a topic clearly; organize ideas, concepts, and information into broader categories; include formatting, graphics and multimedia when useful to aiding comprehension.
- Develop the topic with relevant, well-chosen facts, definitions, concrete details, quotations or other information and examples.
- Use appropriate and varied transitions to create cohesion and clarify the relationships among ideas and concepts.
- Use precise language and domain-specific vocabulary to inform about or explain the topic.
- Establish and maintain a formal style.

C.9-10.2


Compose INFORMATIVE AND/OR EXPLANATORY TEXTS to examine and convey complex ideas, concepts and information clearly and accurately through the effective selection, organization and analysis of content.

- Produce writing in which the development and organization are appropriate to task and purpose.**
- Introduce a topic; organize complex ideas, concepts and information to make important connections and distinctions; include formatting, graphics, and multimedia when useful to aiding comprehension.**
- Develop the topic with well-chosen, relevant, and sufficient facts, extended definitions, concrete details, quotations or other information and examples appropriate to the audience's knowledge of the topic.**
- Use appropriate and varied transitions to link the major sections of the text, create cohesion, and clarify the**

C.11-12.2

Compose informative/explanatory texts to examine and/or convey complex ideas, concepts and information clearly and accurately through the effective selection, organization and analysis of content.

- Produce clear and coherent writing in which the development, organization, and style are appropriate to task, purpose and audience.
- Introduce a topic; organize complex ideas, concepts and information so that each new element builds on that which precedes it to create a unified whole; include formatting, graphics and multimedia when useful to aiding comprehension.
- Develop the topic thoroughly by selecting the most significant and relevant facts, extended definitions, concrete details, quotations or other information and examples appropriate to the audience's knowledge of the topic.
- Use appropriate and varied transitions and syntax to link the major sections of the text, create

<p>g. Provide a concluding statement or section that follows from and supports the information or explanation presented.</p> <p>h. With some guidance, develop and strengthen writing as needed by planning, revising, editing, rewriting or trying a new approach, focusing on how well purpose and audience have been addressed.</p>	<p><i>relationships among complex ideas and concepts.</i></p> <p><i>e. Use precise language and domain-specific vocabulary to manage the complexity of the topic.</i></p> <p>f. Establish and maintain a formal style and objective tone while attending to the norms and conventions of the discipline in which they are composing.</p> <p>g. Provide a concluding statement or section that follows from and supports the information or explanation presented.</p> <p>h. Develop and strengthen writing as needed by planning, revising, editing, rewriting or trying a new approach, focusing on addressing what is most significant for a specific purpose and audience.</p>	<p>cohesion and clarify the relationships among complex ideas and concepts.</p> <p>e. Use precise language, domain specific vocabulary and techniques such as metaphor, simile and analogy to manage the complexity of the topic.</p> <p>f. Establish and maintain a formal style and objective tone while attending to the norms and conventions of the discipline in which they are writing.</p> <p>g. Provide a concluding statement or section that follows from and supports the information or explanation presented.</p> <p>h. Develop and strengthen writing as needed by planning, revising, editing, rewriting or trying a new approach, focusing on addressing what is most significant for a specific purpose and audience.</p>	
<p>C.8.4</p> <p>Use digital resources to create and publish products as well as to interact and collaborate with others; cite sources using MLA or APA format.</p>	<p>C.9-10.4</p> <p><i>Use DIGITAL RESOURCES to create, publish, and update individual or shared products, taking advantage of technology's capacity to link to other information and to display information flexibly and dynamically. Use a variety of</i></p>	<p>C.11-12.4</p> <p>Use digital resources to create, publish and update individual or shared products, taking advantage of technology capacity to link to other information and to display information flexibly and dynamically. Use a variety of</p>	

	<i>formats to cite sources.</i>	formats to cite sources.	
L.8.5	L.9-10.5	L.11-12.5	Supporting Standard
Demonstrate understanding of figurative language, word relationships and nuances in word meanings. a. Interpret figurative language, including but not limited to irony, in context. b. Use the relationship between particular words to better understand each of the words. c. Distinguish among the connotations of words with similar denotations	Demonstrate understanding of, figurative language, word relationships and nuances in word meanings. a. Interpret FIGURES OF SPEECH in context , including but not limited to EUPHEMISM and OXYMORON , and analyze their rhetorical function in the text. b. Analyze nuances in the meaning of words with similar denotations	Demonstrate understanding of figurative language, word relationships and nuances in word meanings. a. Interpret figures of speech in context, including but not limited to hyperbole and paradox, and analyze their rhetorical function in the text. b. Analyze nuances in the meaning of words with similar denotations.	

10th Grade Reading and Writing

Bundle 3: Rhetoric and Persuasion

Pacing Guide: Block Schools: 5 Weeks Semester: 10 weeks

**** This unit is designed to build the foundational skills necessary for students to demonstrate solid rhetorical and persuasive skills when composing and analyzing and argument.**

**** Priority standards will be *summatively assessed*. All supporting standards are to be *formatively assessed*, driving reteaching and instructional adjustments to meet the needs of all students.**

MULTIDIMENSIONALITY -

Green (italic) = Comprehension **Purple (bold) = Analysis** **MAROON (CAPS) = CONTENT**

			Priority Standard
RI.8.2	RI.9-10.2	RI.11-12.2	
Determine central ideas of a text and analyze how they are developed through relationships of key details, citing textual evidence, paraphrasing, or summarizing.	Determine CENTRAL IDEAS of a text and analyze in detail their development over the course of a text, including how they emerge and are shaped and refined by specific details.	Determine two or more central ideas of a text and analyze their development over the course of the text, including how they interact and build on one another to produce a complex account.	Supporting Standard
RI.8.3	RI.9-10.3	RI.11-12.3	
Analyze how an author uses comparisons, analogies or categories to make connections among and distinctions between ideas over the course of a text.	Analyze how the author unfolds AN ANALYSIS OR SERIES OF IDEAS OR EVENTS over the course of a text, including the order in which the points are made, how they are introduced and developed and the connections that are drawn	Analyze a complex set of ideas or sequence of events, and explain how specific individuals, ideas or events interact and develop over the course of the text.	

	between them.		
			Supporting Standard
RI.8.4	RI.9-10.4	RI.11-12.4	
Determine the meaning of words and phrases as they are used in text, including figurative, connotative and technical meanings; analyze the impact of specific word choices on meaning and tone.	<i>Determine the meaning of words and phrases</i> as they are used in a text, including figurative, connotative and technical meanings; analyze the cumulative impact of specific WORD CHOICES on meaning and TONE.	Determine the meaning of words and phrases as they are used in a text, including figurative, connotative and technical meanings; analyze how an author uses and refines the meaning of a key term or terms over the course of a text.	
			Priority Standard
RI.8.5	RI.9-10.5	RI.11-12.5	
Analyze in detail the structure of a specific paragraph in a text, including the role of particular sentences in developing and refining a key concept.	Analyze in detail how an author's IDEAS OR CLAIMS are developed and refined by particular sentences, paragraphs or larger portions of a text.	Analyze and evaluate the effectiveness of the structure an author uses in his or her exposition or argument.	
			Supporting
RI.8.6	RI.9-10.6	RI.11-12.6	
Determine an author's	<i>Determine an author's POINT</i>	Determine an author's point of	

<p>perspective and purpose in a text, and analyze how the author acknowledges and responds to conflicting evidence or viewpoints</p>	<p>OF VIEW, PERSPECTIVE and PURPOSE in a text, and analyze how an author uses RHETORIC to advance that point of view or purpose</p>	<p>view, perspective and purpose in a text in which the rhetoric is particularly effective, analyzing how style and content contribute to the effectiveness of the text.</p>	<p>Standard</p>
<p>RI.8.7</p>	<p>RI.9-10.7</p>	<p>RI.11-12.7</p>	<p>Priority Standard</p>
<p>Evaluate the advantages and disadvantages of using print and non-print formats for presenting particular topics or ideas.</p>	<p>Analyze various accounts of A SUBJECT PRESENTED IN DIFFERENT PRINT AND NON-PRINT FORMATS, <i>determining which details are emphasized in each account.</i></p>	<p>Integrate and evaluate multiple sources of information presented in different print and non-print formats in order to address a question or solve a problem.</p>	
<p>RI.8.8</p>	<p>RI.9-10.8</p>	<p>RI.11-12.8</p>	<p>Priority Standard</p>
<p>Identify and evaluate the argument and specific claims in a text, assessing whether the reasoning is sound and the evidence is relevant and sufficient; recognize when irrelevant evidence is introduced.</p>	<p>Evaluate the ARGUMENT, specific CLAIMS and EVIDENCE in a text, assessing the validity, reasoning, relevancy and sufficiency of the evidence; identify false statements and FALLACIOUS REASONING.</p>	<p>Evaluate the argument, specific claims and evidence in a text, assessing the validity, reasoning, relevance and sufficiency; analyze false statements and fallacious reasoning.</p>	
<p>RI.8.10</p>	<p>RI.9-10.10</p>	<p>RI.11-12.10</p>	<p>Supporting Standard</p>

<p>By the end of the year, flexibly use a variety of comprehension strategies (i.e., questioning, monitoring, visualizing, inferencing, summarizing, synthesizing, using prior knowledge, determining importance) to read, comprehend and analyze grade level appropriate, complex informational texts independently and proficiently</p>	<p>By the end of the year, flexibly use a variety of comprehension strategies (i.e., <i>questioning, monitoring, visualizing, inferencing, summarizing, synthesizing, using prior knowledge, determining importance</i>) to read, comprehend, and analyze GRADE-LEVEL APPROPRIATE, COMPLEX INFORMATIONAL TEXTS independently and proficiently.</p>	<p>By the end of the year, flexibly use a variety of comprehension strategies (i.e., questioning, monitoring, visualizing, inferencing, summarizing, using prior knowledge, determining importance) to read, comprehend and analyze grade-level appropriate, complex informational texts independently and proficiently.</p>	<p style="background-color: #d9e1f2; padding: 10px;">Priority Standard</p>
<p style="text-align: center;">C.8.1</p>	<p style="text-align: center;">C.9-10.1</p>	<p style="text-align: center;">C.11-12.1</p>	
<p>Compose arguments to support claims with clear reasons and relevant evidence. a. Produce clear and coherent writing in which the development, organization and style are appropriate to task, purpose and audience. b. Introduce claim(s), acknowledge and distinguish opposing claim(s) and counter/refute them, and organize the reasons and evidence logically. c. Support claim(s) with logical reasoning and relevant evidence, using accurate, credible sources and demonstrating an understanding of the topic or</p>	<p>Compose ARGUMENTS to support claims in an analysis of substantive topics or texts, using valid reasoning and relevant and sufficient evidence. a. Produce clear and coherent writing in which the development, organization and style are appropriate to task, purpose and audience. b. Introduce precise claim(s), distinguish the claim(s) from alternate or opposing claims, and create an organization that establishes clear relationships among claim(s), counterclaims, reasons and evidence. c. Develop claim(s) and</p>	<p>Compose arguments to support claims in an analysis of substantive topics or texts, using valid reasoning and relevant and sufficient evidence. a. Produce clear and coherent writing in which the development, organization and style are appropriate to task, purpose and audience. b. Introduce precise, knowledgeable claim(s), establish the significance of the claim(s), distinguish the claim(s) from alternate or opposing claims, and create an organization that logically sequences claim (s), counterclaims, reasons, and</p>	<p style="background-color: #ffff00; padding: 10px; text-align: center;">Priority Standard</p>

<p>text.</p> <p>d. Use transitions to create cohesion and clarify the relationships among claim (s), counterclaims, reasons and evidence.</p> <p>e. Establish and maintain a task appropriate writing style. f. Provide a concluding statement or section that supports the argument presented.</p> <p>g. With some guidance, develop and strengthen writing as needed by planning, revising, editing, rewriting or trying a new approach, focusing on how well purpose and audience have been addressed.</p>	<p>counterclaims fairly, supplying evidence for each while pointing out the strengths and limitations of both in a manner that anticipates the audience's knowledge level and concerns.</p> <p><i>d. Link the major sections of the text cohesively and clarify the relationships among claims(s), counterclaims, reasons and evidence.</i></p> <p>e. Establish and maintain a task appropriate writing style.</p> <p>f. Provide a concluding statement or section that follows from and supports the argument presented.</p> <p>g. Develop and strengthen writing as needed by planning, revising, editing, rewriting or trying a new approach, focusing on addressing what is most significant for a specific purpose and audience.</p>	<p>evidence.</p> <p>c. Develop claim(s) and opposing claims fairly and thoroughly, supplying the most relevant evidence for each while pointing out the strengths and limitations of both in a manner that anticipates the audience's knowledge level, concerns, values and possible biases.</p> <p>d. Use words, phrases, and clauses as well as varied syntax to link the major sections of the text, create cohesion and clarify the relationships between claim (s) and reasons, between reasons and evidence and between claim(s) and opposing claims.</p> <p>e. Establish and maintain a task appropriate writing style.</p> <p>f. Provide a concluding statement or section that follows from and supports the argument presented.</p> <p>g. Develop and strengthen writing as needed by planning, revising, editing, rewriting or trying a new approach, focusing on addressing what is most significant for a specific purpose and audience.</p>	
C.8.4	C.9-10.4	C.11-12.4	

<p>Use digital resources to create and publish products as well as to interact and collaborate with others; cite sources using MLA or APA format.</p>	<p><i>Use DIGITAL RESOURCES to create, publish, and update individual or shared products, taking advantage of technology's capacity to link to other information and to display information flexibly and dynamically. Use a variety of formats to cite sources.</i></p>	<p>Use digital resources to create, publish and update individual or shared products, taking advantage of technology capacity to link to other information and to display information flexibly and dynamically. Use a variety of formats to cite sources.</p>	
<p>C.8.5</p>	<p>C.9-10.5</p>	<p>C.11-12.5</p>	<p>Supporting Standard</p>
<p>Conduct short research projects to answer a question (including a self-generated question), drawing on several sources and generating new avenues for inquiry.</p>	<p>Conduct short as well as more sustained RESEARCH projects to answer a question (including a self generated question) or solve a problem; narrow or broaden the inquiry when appropriate; synthesize multiple sources on the subject, demonstrating understanding of the subject under investigation.</p>	<p>Conduct short as well as more sustained research projects to answer a question (including a self-generated question) or solve a problem; narrow or broaden the inquiry when appropriate; synthesize multiple sources on the subject, demonstrating understanding of the subject under investigation.</p>	
<p>C.8.6</p>	<p>C.9-10.6</p>	<p>C.11-12.6</p>	<p>Supporting Standard</p>
<p>Gather relevant information from multiple print and digital sources, using search terms effectively; assess the credibility and accuracy of each source; and, in order to reflect, analyze or complete short research projects,</p>	<p><i>Gather relevant information from multiple authoritative print and digital sources, using advanced searches effectively; assess the usefulness of each source in answering the research question; integrate</i></p>	<p>Gather relevant information from multiple authoritative print and digital sources, using advanced searches effectively; assess the strengths and limitations of each source in terms of the task, purpose and audience; integrate</p>	

<p>quote or paraphrase the data and conclusions of others, while avoiding plagiarism by providing in-text and bibliographic MLA or APA citation</p>	<p>information into the text selectively to maintain the flow of ideas, avoiding plagiarism and following a standard format for citation.</p>	<p>information into the text selectively to maintain the flow of ideas, avoiding plagiarism and overreliance on any one source and following a standard format for citation.</p>	
<p>L.8.1</p>	<p>L.9-10.1</p>	<p>L.11-12.1</p>	<p>Supportin Standard</p>
<p>In both written and oral expression: a. Identify verbals correctly based on their intended function. b. Demonstrate appropriate use of verbs in the active and passive voice. c. Demonstrate appropriate use of verbs in the indicative, imperative, interrogative, conditional and subjunctive mood, while recognizing and correcting inappropriate shifts.</p>	<p>In both written and oral expression: a. <i>Demonstrate appropriate use of PARALLEL STRUCTURE.</i> b. <i>Demonstrate appropriate use of various types of PHRASES (NOUN, VERB, ADJECTIVAL, ADVERBIAL, PARTICIPIAL, PREPOSITIONAL, ABSOLUTE) AND CLAUSES (INDEPENDENT, DEPENDENT; NOUN, RELATIVE, ADVERBIAL) to convey specific meanings and add variety and interest to writing or presentations.</i></p>	<p>In both written and oral expression: a. Demonstrate the understanding that usage is a matter of convention, can change over time and may be contested. b. Resolve issues of complex or contested usage, consulting references as needed.</p>	
			<p>Supporting Standard</p>
<p>L.8.3</p>	<p>L.9-10.3</p>	<p>L.11-12.3</p>	
<p>Use knowledge of language and its conventions when writing, speaking, reading or listening. a. Use verbs in the active and passive voice and in the conditional and subjunctive</p>	<p>Apply knowledge of language to understand how language functions in different contexts, to make effective choices for meaning or style and to comprehend more fully when</p>	<p>Apply knowledge of language to understand how language functions in different contexts, to make effective choices for meaning or style and to comprehend more fully when</p>	

<p>mood to achieve particular effects (e.g., emphasizing the actor or the action; expressing uncertainty or describing a state contrary to fact).</p>	<p><i>reading or listening.</i> <i>a. Write and edit work so that it conforms to the guidelines in a style manual appropriate for the discipline and writing type.</i></p>	<p>reading or listening. a. Apply an understanding of syntax to the study of complex texts when reading. b. Vary syntax for effect in writing and speaking, consulting references for guidance as needed.</p>	<p>Supporting Standard</p>
<p>L.8.5</p>	<p>L.9-10.5</p>	<p>L.11-12.5</p>	
<p>Demonstrate understanding of figurative language, word relationships and nuances in word meanings. a. Interpret figurative language, including but not limited to irony, in context. b. Use the relationship between particular words to better understand each of the words. c. Distinguish among the connotations of words with similar denotations</p>	<p>Demonstrate understanding of, figurative language, word relationships and nuances in word meanings. a. Interpret FIGURES OF SPEECH in context, including but not limited to EUPHEMISM and OXYMORON, and analyze their rhetorical function in the text. b. Analyze nuances in the meaning of words with similar denotations</p>	<p>Demonstrate understanding of figurative language, word relationships and nuances in word meanings. a. Interpret figures of speech in context, including but not limited to hyperbole and paradox, and analyze their rhetorical function in the text. b. Analyze nuances in the meaning of words with similar denotations.</p>	<p>Supporting Standard</p>